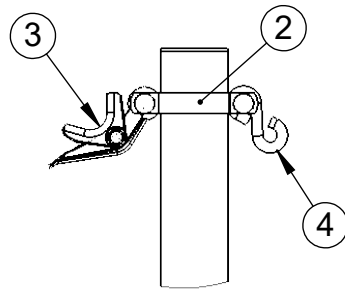
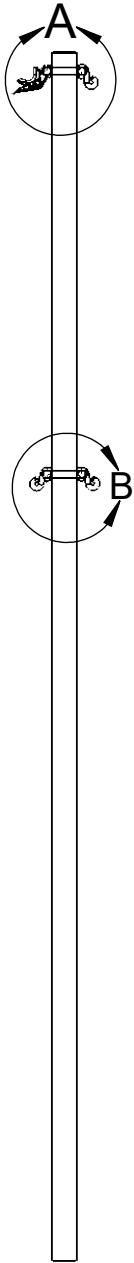
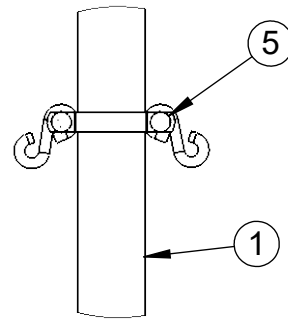


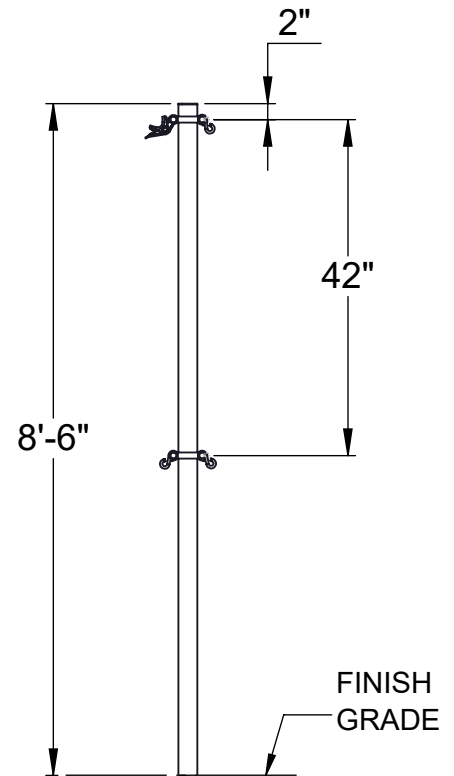
ITEM NO.	PART NUMBER	DESCRIPTION	QTY.
1	W2212GPOST	2-3/8" O.D. GAME POST AND CAP	1
2	VCISPLIT238	2-3/8" SPLIT RAIL HALF CLAMP	2
3	604-044	ROPE CLAMP	1
4	HWSH516212	5/16" x 2-1/2" S-HOOK	3
5	HWCB5161	5/16"-18 x 1" CARRIAGE BOLT	4
6	HWFLWA516	5/16" USS FLAT WASHER	4
7	HWLN516	5/16"-18 LOCK NUT	4



DETAIL A



DETAIL B



ELEVATION VIEW

INSTALL THE POST IN A  $\phi$  18" x 24" DEEP CONCRETE FOOTING OR POST SLEEVE. THE TOP OF THE POST IS 8'-6" ABOVE THE FINISH GRADE.



Date: 4/25/23

Rev:

Drawn: CW

Sheet: 1 of 1

PRODUCT NAME  
SUPER VALUE COMBO  
NET CENTER POST

MODEL NO.

LA-VBP2-CSDC-SPEC