

# Model EC60

- 12" - 14 gauge spun aluminum ball  
gold anodized
- Double sheave truck, cast aluminum  
revolving, non-fouling type
- 3 Bronze swivel snap with covers  
per halyard
- 1 Set of halyards: #10 poly

1 - 9" Cast aluminum cleats

Aluminum flash collar

3000 PSI concrete

Hardwood wedges  
(supplied by others)

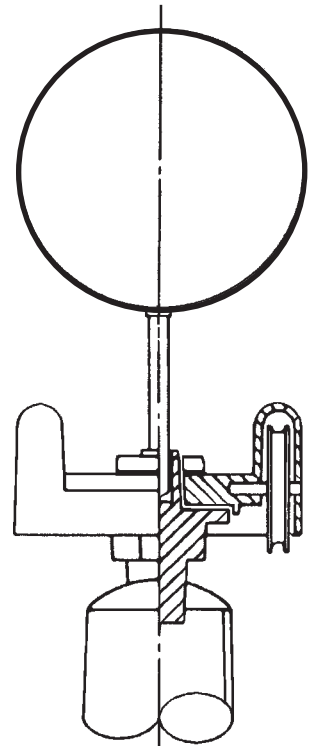
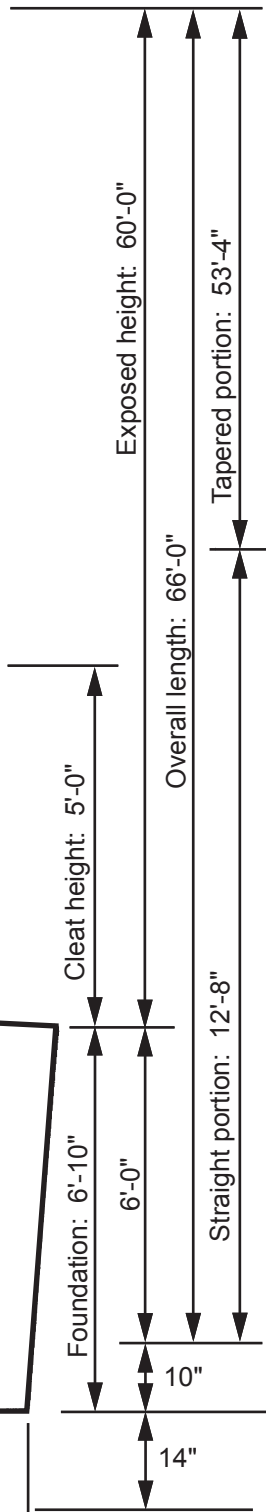
Dry sand tightly tamped  
after aligning pole

Foundation sleeve -16 ga  
hot dip galvanized steel

Steel centering wedges

1/4" Steel base plate

1/4" Steel support plate  
welded to grounding spike



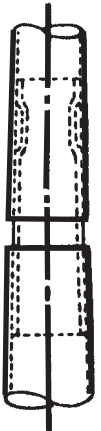
### Truck Detail

- Revolving, non-fouling truck
- Cast aluminum body
- Stainless steel ball bearings
- Nylon sheaves
- Cast aluminum spindle

All shafts with overall length of more than 38'-6" are shipped in two sections.

Each section matched marked for field assembly. Exposed portion of jam sleeve must be **well lubricated** prior to assembly.

1-1/2" maximum shop gap allowed for field fitting (ram for tight joint)



www.LASTEELCRAFT.com  
1-800-371-2438

Project:	Ground set tapered aluminum flagpole: ALLOY: 6063T6	Date:
Location:	Exposed height: 60'-0" Overall height: 66'-0"	Revision:
Architect:	Ship in 3 sections Butt diameter: 12"	
Contractor:	Top diameter: 4" Wall thickness: .250"	
Customer:	Finish: 100 grit polish	Job: