

Model EC20

5" - 14 gauge spun aluminum ball
gold anodized

Single sheave truck, cast aluminum
revolving, non-fouling type

2 Bronze swivel snaps with covers
per halyard

1 Set of halyard: #10 poly

1 - 9" Cast aluminum cleat

Aluminum flash collar

3000 PSI concrete

Hardwood wedges
(supplied by others)

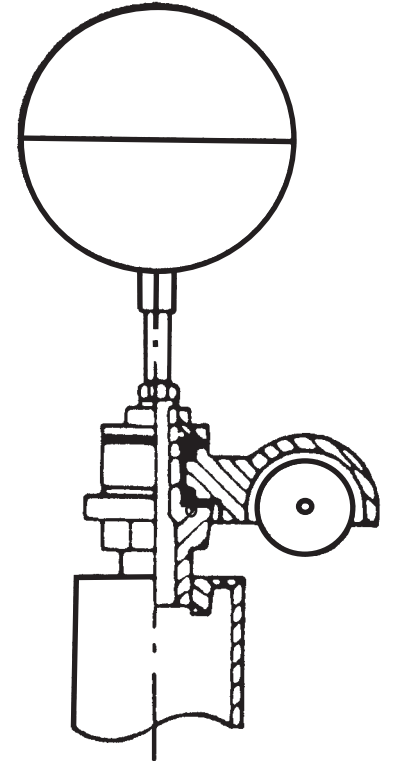
Dry sand tightly tamped
after aligning pole

Foundation sleeve -16 ga
hot dip galvanized steel

Steel centering wedges

1/4" Steel base plate

1/4" Steel support plate
welded to grounding spike



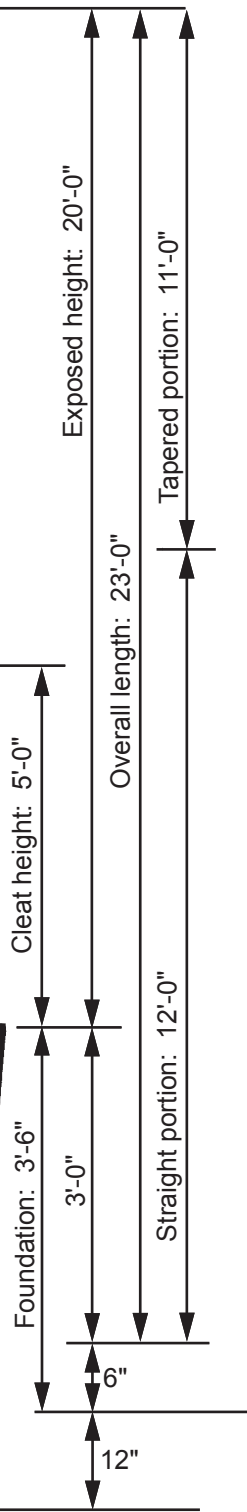
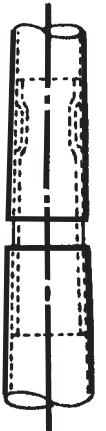
Truck Detail

Aluminum body
Stainless steel ball bearings
Aluminum sheave
Cast aluminum spindle

All shafts with overall
length of more than
38'-6" are shipped in
two sections.

Each section matched marked
for field assembly. Exposed
portion of jam sleeve must
be **well lubricated** prior to
assembly.

1-1/2" maximum shop
gap allowed for field fitting
(ram for tight joint)



Project:	Ground set tapered aluminum flagpole: ALLOY: 6063T6	Date:
Location:	Exposed height: 20'-0" Overall height: 23'-0"	Revision:
Architect:	Ship in 1 section Butt diameter: 5"	
Contractor:	Top diameter: 3" Wall thickness: .188"	
Customer:	Finish: 100 grit polish	Job: