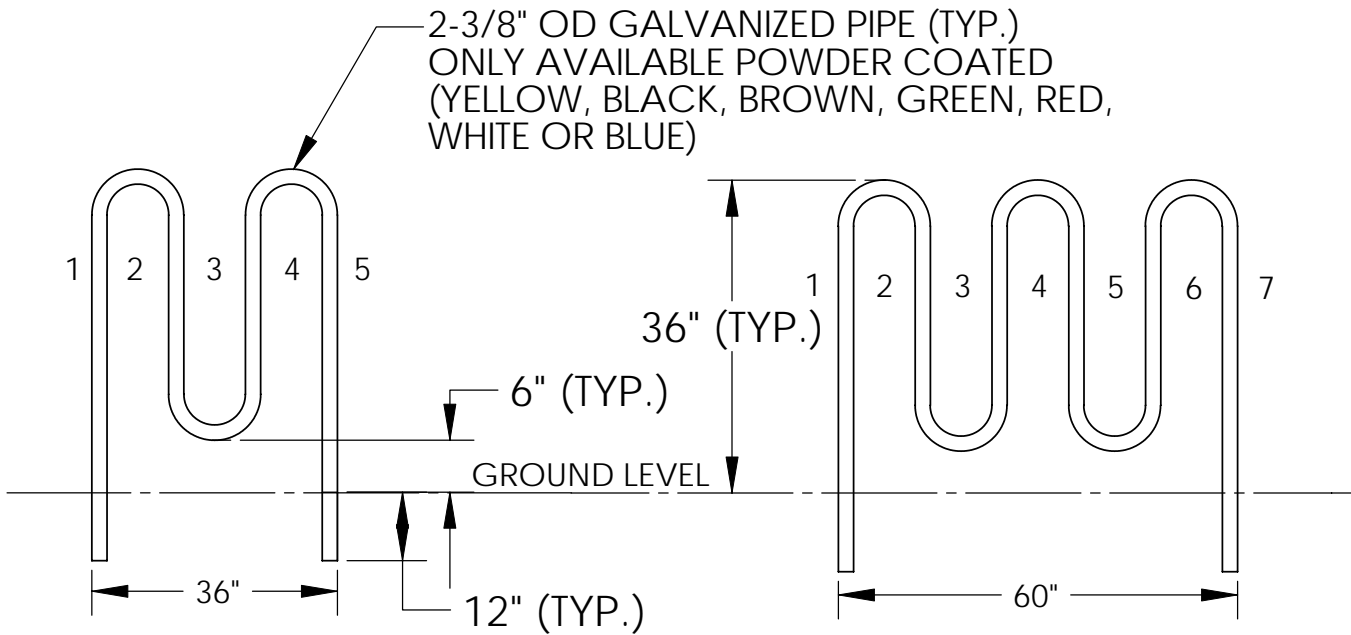


STEELCRAFT PRODUCTS

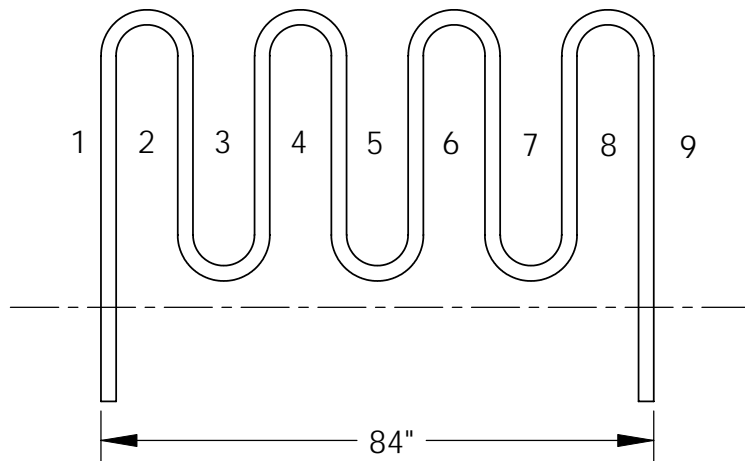
P.O. Box 90365 - Pasadena, CA 91109
 PHN 626-798-7401 FAX 626-798-1482

MODEL
 WBR
 SERIES BIKE RACK

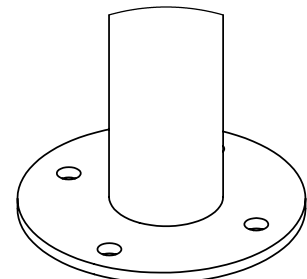


WBR-703
 CAPACITY 5 BIKES

WBR-702
 CAPACITY 7 BIKES



WBR-700
 CAPACITY 9 BIKES



SURFACE MOUNT
 OPTION DETAIL
 (4" X 1/2" ANCHOR BOLTS
 SUPPLIED BY OTHERS)

INSTALLATION INSTRUCTIONS:

1. DIG HOLES IN PROPER LOCATION FOR A 6" DIA. X 12" DEEP CONC. FOOTING.
2. SUPPORT THE BIKE RACK SO IT IS PLUMB AND LEVEL (36" ABOVE GROUND LEVEL).
3. POUR CONCRETE INTO THE FOOTING HOLES AND ALLOW 48 hrs. BEFORE REMOVING THE SUPPORTS.

NOTE: SPECIFICATIONS ARE SUBJECT TO CHANGE

DO NOT SCALE DRAWING

DATE: 10/7/09

DRAWN BY: AFS